




esogetics



Peter Mandel

...❖ **The Earth disk
(Disk of Life)**

Informations about seminars, workshops and instruments can be obtained from

esogetics GmbH

Hildastraße 8 • D-76646 Bruchsal

Tel. +49 (0)7251-8001-0 • Fax +49 (0)7251-8001-55

info-de@esogetics.com • www.esogetics.com

esogetics GmbH – Zweigniederlassung

Hirschmattstrasse 16 • CH-6003 Luzern


Tel. +41 (0)41-4205836 • Fax +41 (0)41-4205936

info-ch@esogetics.com • www.esogetics.com

All documents, contributions and illustrations are copyrighted. Use and reprint, even as an excerpt, requires written permission.

© Copyright by esogetics GmbH, Bruchsal

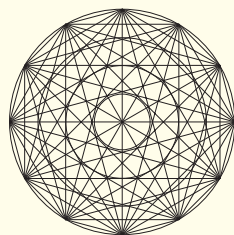
The Esogetic Crystal Disks



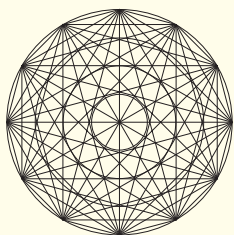
After the Dream Disk (Light) and the Heart Disk (Love) I now have developed the Earth Disk (Life).

I could not imagine the treatment of sick people without Love - Light - Life, the three big “L”, and the same goes for the disks of Esogetic medicine that have been designed according to those principles. The disks carry the detailed information of the Earth hologram, which has been imprinted on all the healing disks that we have developed. The next illustration shows it very clearly.


For me this hologram is the departure point for any therapeutic considerations. It looks like a coarse mesh, yet the indwelling information is of tremendous therapeutic value. When I call this the “Earth hologram”, I am referring to all the information that is crucial for an individual’s life. I am also aware that the densification of the recognizable lines makes additional supraordinate information possible.




I have been able to develop five holograms in the last few years, three of which have special meaning to me. Here are their pictures.



The Hologram
of the Body




The Hologram
of the Soul



The Hologram
of the Spirit

It has been possible to implement the physical hologram in therapeutic uses. Given that the crystal activators (ground and cut according to the earth hologram) have an amazing effect on sick people, I came to the conclusion that detailed information could be deduced from the “whole”. The next picture will clarify this point.



The three large crystal activators thus relate to the overall information of the human being. Therefore it was simply logical for me that within the complete information very specific details had to be available. That produced the three therapeutic disks Love = information (Heart Disk), Light = energy (Dream Disk) and Life = body (Earth Disk). For many years I have tried to figure out a way to introduce this particular information through the hologram on the skin into the living organism. My premise was that the outer envelope of our phys-

icality, the skin, constitutes a matrix, which is also a hologram. The next illustration might make that a bit more evident.



Brain and body - and especially the skin - carry an individual hologram, which most likely is unique in this world, as unique as the individual in question himself. This hologram resembles a matrix, where all possibilities of life are listed (brain) and where acting contrary to one's own individual program is mirrored on a person's skin. In my mind that leads to a lock-down of information patterns, leading to disease and pain.

Looking at the insights of the new biology, we remember that the central dogma of the old biology was that our genes determine life. Today we know that that is a rather severe misconception. We now know that genes cannot switch themselves on or off. Their activity is triggered through their environment. That means it is the cooperation of the 50 trillion cells of the human body that makes us into living beings. The communication of this gigantic union of ameboid individual organisms requires the presence of a similarly gigantic mutual information strategy. Prof. Lipton postulates that the human being is the result of a "collective ameba consciousness". Thus the "cellular consciousness" that I am speaking of is not fiction, but on the cellular level and within our span of life it stands as an equal to the consciousness of spirit and soul. We are talking about the "whole" and mean spirit, soul and body, which during our lifetime are "one". Now we might want to ask how this "whole" has come into being and how the aspects of spirit and soul have built the "body house", so that as "one" they can all live in it.

At this point it is valuable to include the still young fringe science of "noetics", which is attempting to connect the results of modern quantum physics with those of consciousness research.

Translated noetics means “to see or perceive mentally/ spiritually”.

The spirit - consciousness principle is not of this world, its home needs to be searched for in the higher dimensional realms.

Noetic scientists state that all the experiments, which they have conducted, point to the conclusion that “consciousness” is a substance, which is located beyond our body boundary - an information/ energy - which creates matter and can also “modify” it. That has been my therapeutical premise for quite a few years and I am deeply convinced that we humans have the option to reach this supraordinate principle through defined reflexes in the envelope of our body, the skin.

Quantum physicists and noetic scientists are talking about a “zero point field”, which in their estimation is the place of that force, which is creating and has been creating everything. The basic assumption is that “everything is linked to everything else”. The quantum physicists call this “zero point field” the power in subatomic matter. Like a net this power permeates the universe and has often been called the “absolute void”. Today we know that this “void” (vacuum) is filled to the brim with energy. Scientific research assumes that this universal energy can also be put to good use.

We hold the conviction that the “zero point field” is the absolute field, where we rediscover the terms spirit and soul, and where matter in all its facets is being created. The question remains open, who has instigated this “zero point field”. We are talking about dimensions, hyperspace, where everything exists at the same time.

Therefore we have to look for who we really are in the higher realms of being.

I would like to give you a modified summary about our understanding of consciousness:

1. Consciousness has not been created in this dimension and not by our materially ephemeral body. Most likely it is the product of higher dimensions and has emerged from the “zero point field”. How that catalyzes the creation process and how everything has been created we do not know. We might have to assume that there is a higher instance past the “zero point field”.

2. The consciousness of the higher spheres is contained in us for our entire lifetime. According to Prof. McFadden it penetrates our brain and switches it on.
3. There is a continuous connection to the higher dimensions, the “zero point field” and also hyperspace. From there information flows, which we experience as inspiration or intuition.
4. The same applies in reverse. Through a “white hole” in our brain the experiences and information that we have gathered are uploaded into the “zero point field” and are stored there (like an oversized “Akashic record”). The question is coming up now, whether the experiences that our consciousness is making are even stored in our brain. Many noetic scientists assume that we have a direct link to the “zero point field” and that that is what even makes thinking possible in the first place; all of that, however, through the filter of our stored memories and conditionings.
5. Energy cannot be destroyed and in the same way all possibly imaginable information cannot be dissolved, but is registered and stored for all eternity. Noetics assumes that everything is stored and present “in the field”.
6. Prof. Sir John Eccles, holder of the medical Nobel prize, stated at the World Congress of Philosophy: “Consciousness can ultimately not be traced back to any organic substances or functions in any form. Spirit/ mind meets the brain and its neuronal mechanisms as a completely autonomic entity. Thus consciousness exerts a supraordinate, integrating and controlling function on all neuronal processes.”
7. That which distinguishes living beings from inanimate ones is of an immaterial nature. It is something that has the ability to establish a connection with matter, in order to organize it. This immaterial something is immortal and it does not matter, whether we call it spirit, mind, soul, psyche or consciousness.
8. Most likely the brain hologram as postulated by Prof. Pribram plays a particular role in making the encounter of consciousness and matter possible. Moreover this seems to also be the case in all the cells of our body. We then call it cellular consciousness.


9. The complete consciousness is reflected on our skin. The sentence of Hermes Trismegistos “as above, so below” applies. This sentence could be expanded by noetic insights to “as inside, so outside”.

In my opinion all of this is relevant, as far as the therapeutic media that we are applying on the skin are concerned, and the information of the three therapy disks is part of that:

Love (Heart Disk)
Light (Dream Disk) and
Life (Earth Disk)

After this introduction I now want to discuss the Earth Disk in more detail and show the basic positions on the skin.

The Earth Disk (Disk of Life)



The Earth Disk has emerged from the concepts of Sacred Geometry. In those the Flower of Life plays a special role. Therefore I also call it the “Disk of Life”.

As everything in this dimension is seemingly trisected, it was just logical for me to develop this disk. Love, Light and Life are three units, which determine our life. If we want to sense the vibrations of higher worlds, we need media that make this possible. The vibration of all cells is the prerequisite for life as we know it. If vibration stops, then the mutual exchange of information is also impeded or cancelled. Vibration simply means life. This needs to be particularly taken into account, if there is a disease.

Thus I look at the Disk of Life as a medium to actuate the communication of 50 trillion cells. As all the other disks, the Disk of Life does not have a specific indication either.

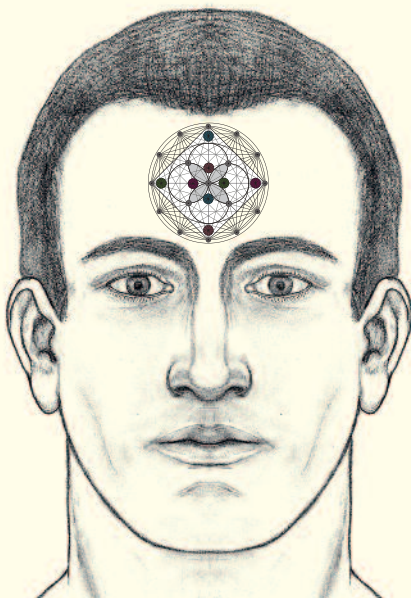
As it is assigned to the body and thus “cellular consciousness, it relates to any blockages of cellular structures.

Application of the Earth Disk

In all the positions of application the rose crystal is centered towards the top.

The duration of application is 10 minutes for single zones, and for 5 minutes each in combinations.

Pain Clock



The middle of the forehead is the starting position for the Earth Disk, just as it is for all disks. Many years ago this is where I have discovered a reflex zone that I have called “pain clock” and that is now available for so many therapeutic systems. Today we know that the center of the forehead shows a particular affinity to human consciousness.

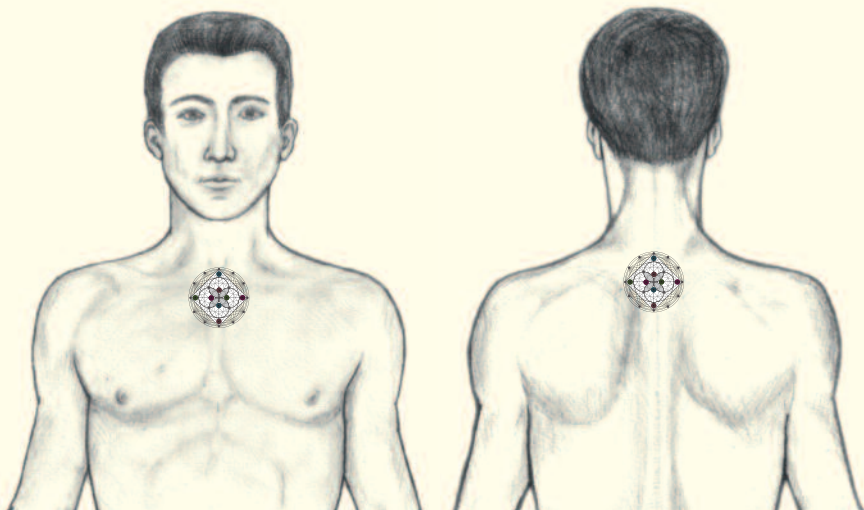
When applying the Earth Disk, I have noticed that the “spirit/ mind consciousness” and the “cellular consciousness” are being touched and harmonized. That leads to deep relaxation and the regulation of encumbrances.

Location:

Centered in the middle of the forehead

Duration 10 minutes

Zone of Memory and Attachment



Another position of the skin hologram that I have researched is the zone below the edge of the sternum and in the back the position that is 3 FW (fingerwidths) below the seventh cervical vertebra.

In the front this zone relates to the Tree of Life and represents the position of “knowledge” (Daath). Daath is hidden, not visible, just like its ruler the classic planet Hades/ Pluto. In my opinion any knowledge is recorded in our subconscious (implicit order according to Prof. Bohm, which should not be confused with the term unconscious). Depending on the tasks that we are challenged to take on in this life, our soul will force us to adhere to this program, even though we are not really able to do so based on the outer programming.

I have named the zone in the front the ‘zone of memory’ and the one in the back the ‘zone of attachment’. Symbolically it signifies a cross (transverse beam), which keeps increasing in weight in our life, because we are unable to recognize or process the burdens coming from the outside.

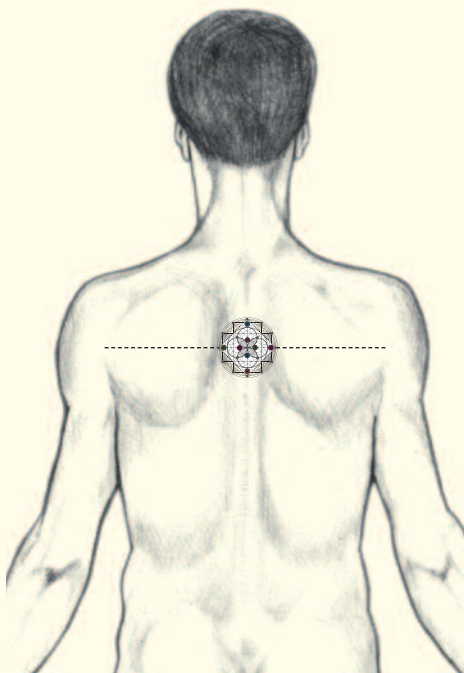
Location:

Zone in the front is 3 FW below the beginning of the sternum.

Zone in the back is 3 FW below the seventh cervical vertebra.

Duration 5 minutes each

Zone of Saturn



The zone between the shoulderblades is assigned to the Saturn symbol. This is where all events of an entire life collect, and this zone is related to the destructive principle in the human being. This area tends to be painful in everybody.

The application of the disk removes the blockages and can be seen as an opener for further treatments.

Together with the positions of the sternum in the front and the one below the seventh cervical vertebra in the back, this zone is a basic position of the Earth Disk.

Location:

Level of the axillary folds, where it is intersecting with the spine.

Duration 10 minutes by itself

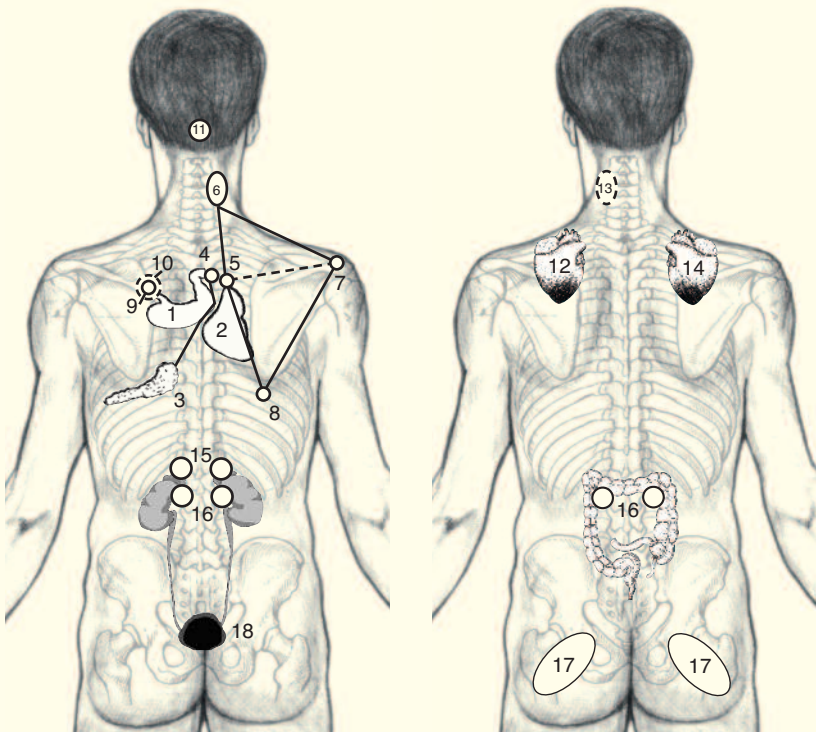
In combination with the zones of memory and attachment 5 minutes each.

The Segments

The Earth Disk has a special relationship to the segments. No matter what constraint/ disease we encounter, the segments could always be a primary consideration in our therapeutic thinking. That opens the flow of energy from the top to the bottom. In my imagination each segment stands in the middle between the cause and its effect on the corresponding organs.

In this context the point in the middle of the thoracic spine = Saturn point (see previously) is very useful and can be covered by the Earth Disk before any other therapy. It does not matter in that case, which diseases we are treating.

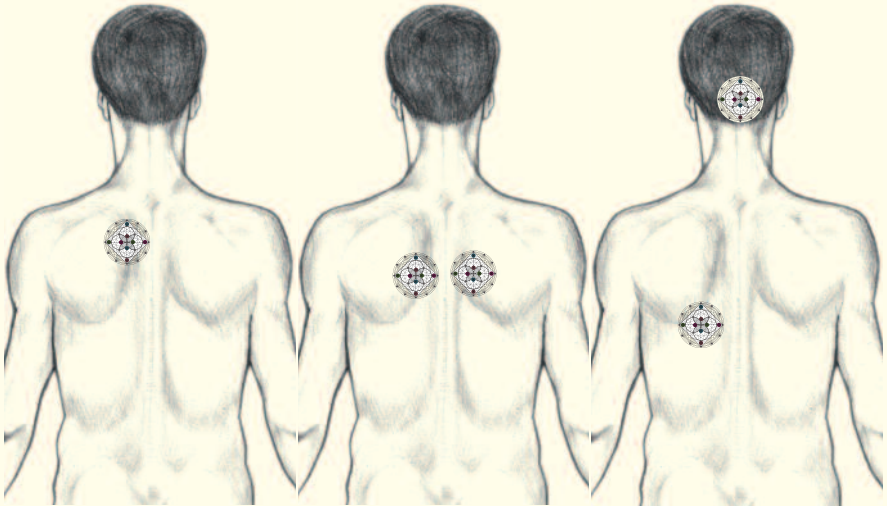
The following illustrations will clarify that:



Each of the segments can be treated by itself. The Saturn zone in the middle of the thoracic spine should be treated for 5 minutes in advance. Afterwards the selected segment is addressed for 10 minutes.

1Stomach
2Liver
3Pancreas
4Duodenum
5Gallbladder
6Gall ducts
7 & 8Related to the gallbladder
9Cardia center
10Solarplexus
11GV 16 - Stomach zone
12Heart figure
13Heart segment rhythm/ neuroses
14Mirroring of the heart on the right side
15Adrenal gland
16Kidney poles
17Intestines
18Urinary bladder

Combination of Liver, Stomach, Pancreas, Heart with the Esogetic Stomach Zone



This combination relieves the upper abdomen and the chest - lung area. Also useful for bloating and digestive troubles.

The segment of the heart is located on the medial edge of the left shoulderblade, from the middle towards the top.

The segment of the stomach is halfway between the spine and the edge of the left scapula.

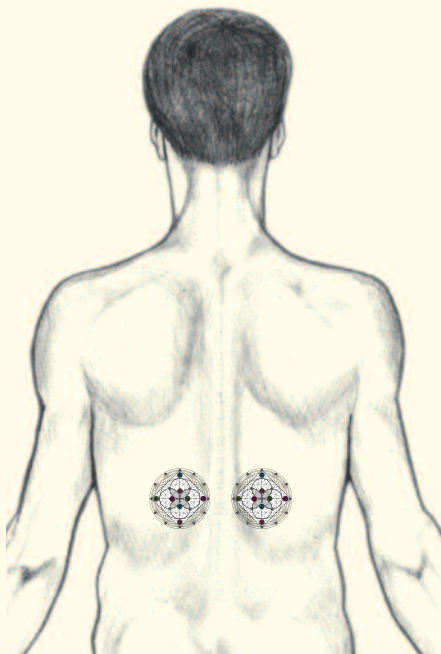
The segment of the liver is halfway between the spine and the edge of the right scapula.

The pancreas is about 1.5 FW below and 1 FW medially from the tip of the left scapula.

The Esogetic stomach zone (Stomach converter point) is located directly below the occiput.

Duration of application 5 minutes each.

Kidney Poles



The effect relates to cranial lymph drainage complaints, as well as those arising from the lower areas like for instance intestines, pelvis and legs. In case of unexplainable fears the use can be very helpful. Moreover the kidney poles relate to all topics emerging from the FC Kidney/ Urinary Bladder.

Location:

The kidney poles are located in the angle between the posterior costal arch and the spine. The Earth Disk is first placed on the left, then on the right.

Duration 5 minutes in each position

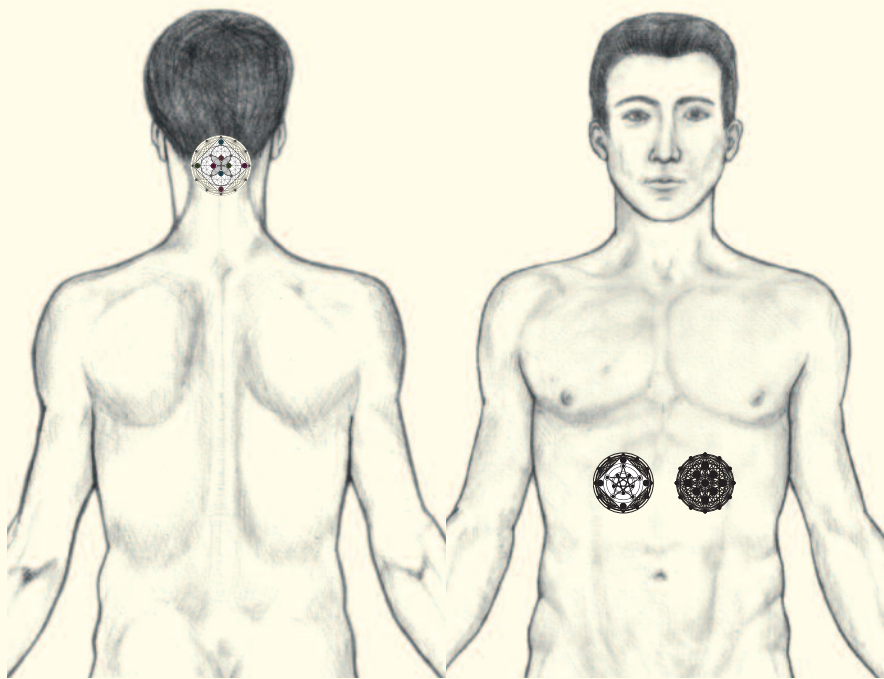
Combinations of the Three Disks: Love (Heart Disk), Light (Dream Disk) and Life (Earth Disk)

Apart from these first protocols for the application of the therapy disks, they can also be used in combination, if all three disks are available. Here are some important indications, which have stood the test in the clinic for a long time.

Note: The following zones can also be used in sequence for application of the Earth Disk. In that case the effect relates in particular to the “cellular consciousness”.

The duration is 5 minutes for each.

Easing the Burden on the Epigastrium and Stress Relief

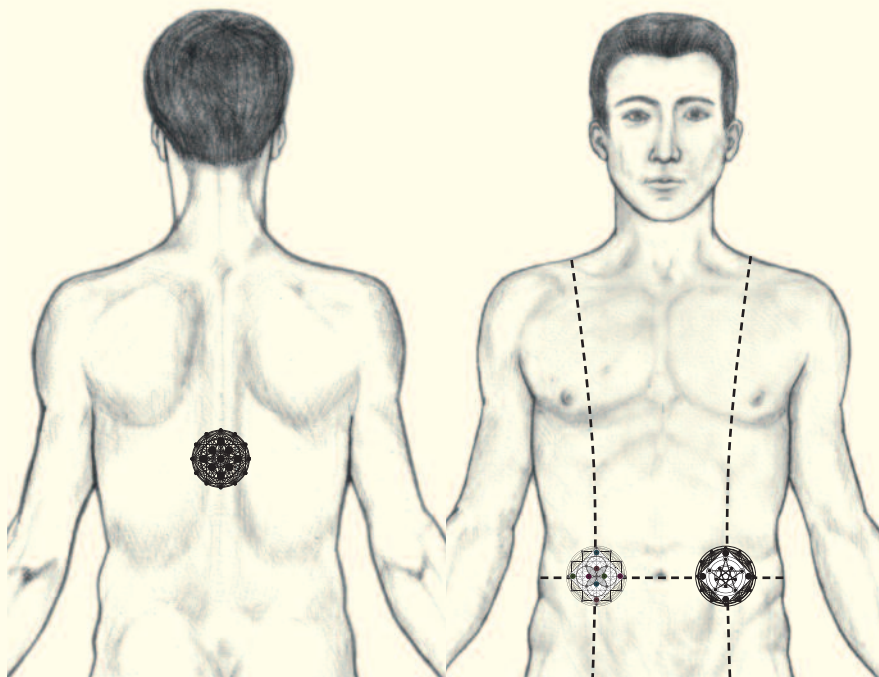


This connection is primarily related to the solarplexus and congested states in the epigastrium. If there are stressful situations, it is useful to apply this sequence in the evening.

- 1. Between the occiput and the first cervical vertebra (midpoint)Earth Disk
- 2. Directly at the costal arch, 3 FW laterally from the median to the leftHeart Disk
- 3. Directly at the costal arch, 3 FW laterally from the median to the rightDream Disk

The duration of application of all the disks together should be about 10 - 15 minutes.

Physical Degradation



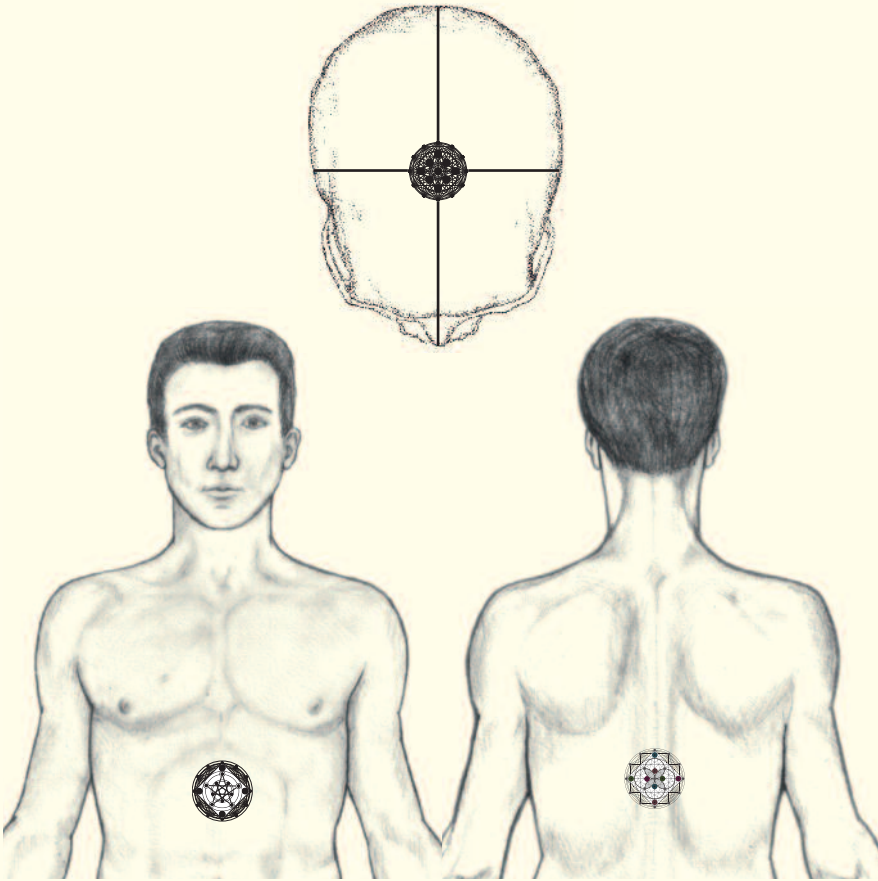
A possibility to support processes of physical degradation. Also useful for restlessness, anxiety and states of exhaustion. This combination is one option as an initial therapy in the burn-out syndrome.

1. Life point opposite the halfway point between
tip of the sternum and the navelHeart Disk
2. Abdominal zone leftDream Disk
3. Abdominal zone rightEarth Disk

The two abdominal zones are found at the point of intersection between two lines. A vertical line extending from the middle of the shoulder down and a horizontal one through the navel.

The duration of application of all the disks together should be about 10 - 15 minutes.

Easing the Burden of the Heart and Circulatory System

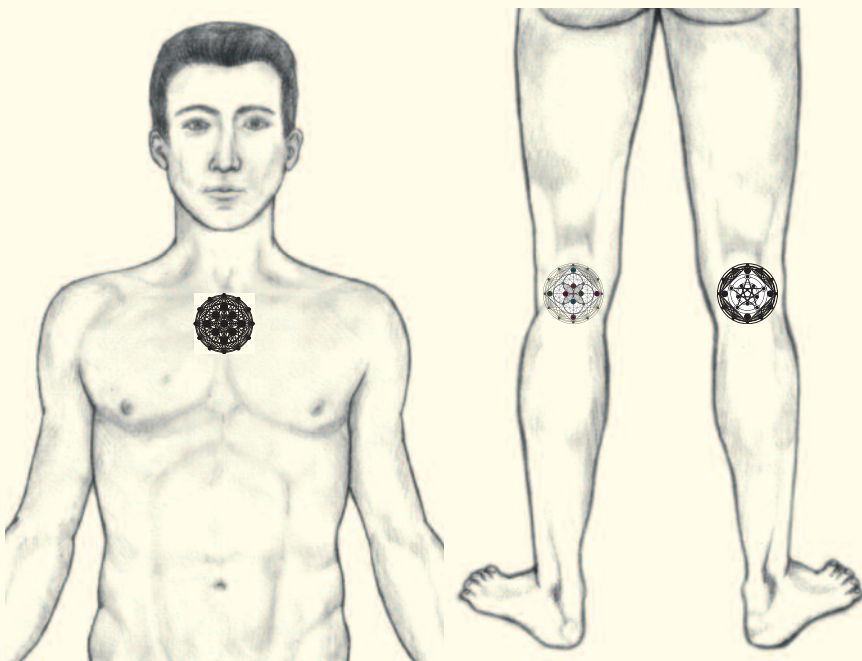


As before this connection is also related to the solarplexus and congested states of the epigastrium. However, it uses the impulse from the top of the skull to the solarplexus. It is particularly balancing in nervous heart complaints and circulatory problems. It is also supportive, if there already are existing diseases of heart and circulation.

- 1. Middle of the top of the skullHeart Disk
- 2. Midpoint epigastriumDream Disk
- 3. Opposite to the midpoint of the epigastriumEarth Disk

The duration of application of all the disks together should be about 10 - 15 minutes.

The Zone of Knowledge and the Points of Fear - Popliteal Fossa



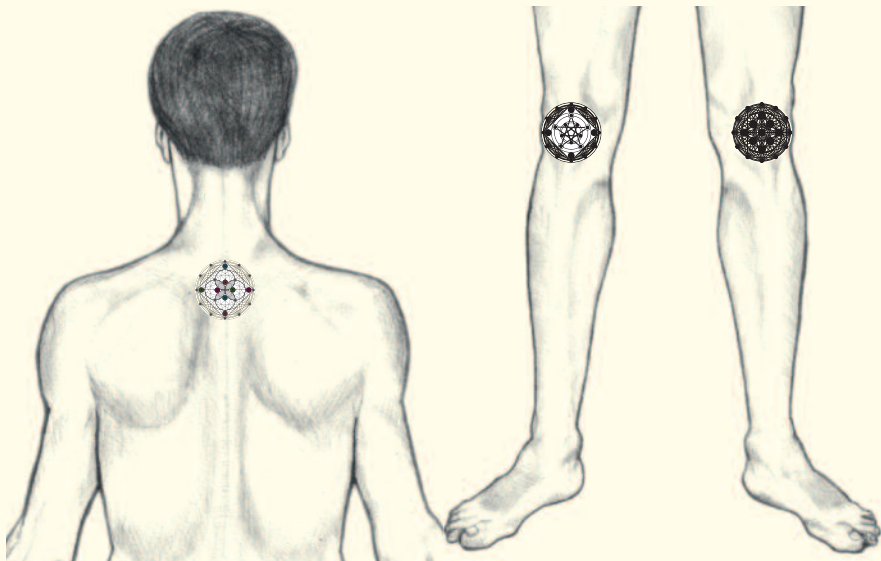
This sequence relates to the fears and anxieties that an individual is carrying. I am connecting the zones of fear (popliteal fossa) with the point 3 FW below the beginning of the sternum. In the front the sternal zone is also labelled “memory” (see previously) and in the back, below the seventh cervical vertebra, I have observed the connection to attachment.

These labels alone allow us some deductions about the causes of an individual’s fear. In my experience they are always connected to childhood. The application of the disks gently opens the door to the “inner child” and we can soothe it and thus calm down the fear and anxiety inside of us. Apart from that we are setting reflexes relating to the physical elimination processes. It is also supportive in skin diseases.

- 1. Midpoint sternum in the frontHeart Disk
- 2. Left popliteal fossaDream Disk
- 3. Right popliteal fossaEarth Disk

The duration of application of all the disks together should be about 10 - 15 minutes.

The Zone of Attachment and the Points of Freedom - Patella



The previous sequences and this one belong together and should be treated one after the other in a single day. This sequence deals with the concept of freedom. The outer and inner freedom are always limited, when we are carrying attachments, which slow down our forward movement on our lifepath. There is an interesting connection to the jaw and especially with the retromolar space of lymph drainage or the TMJ (hanging on, not being able to process, teeth grinding). Both sequences (sternum and popliteal fossa, as well as below C7 and popliteal fossa) are very effective, when our intention is to gently touch old strains reaching back to childhood, in order to dissolve blockages that have been existing for a long time.

- 1. Midpoint below C7Earth Disk
- 2. Left patellaHeart Disk
- 3. Right patellaDream Disk

The duration of application of all the disks together should be about 10 - 15 minutes.

That completes this small manual.

I am wishing you a lot of fun with the application.

